

RECYCLE DRAWERS

IN STOCK & AVAILABLE NOW



Charles McMurray Co



MAGICALLY OPENS ITSELF

FITS 12", 15", 18", 21", & 22 1/2" OPENINGS

CUSTOM SIZES

COMPLETE KITS
WITH HARDWARE

Published July 16, 2021



DRAWER.COM




WESTERN DOVETAIL, INC. RECYCLE DRAWER

**Made for
TWO 35
Quart bins**

Does NOT include:

- Plastic bins
- Drawer Slides
- Locking Devices
- SERVO DRIVE

Ask your salesperson to supply these items to complete the package according to your needs.



Made to work with 

**TANDEM, MOVENTO
And TIP-ON MOVENTO**

RPDA35B-PP - 1/2" PF 9-Ply Birch

Made for Double Axial RV-35 bin, Scallop Sides, 1 Lateral divider for storage compartment, Notched and Drilled for Blum TANDEM, MOVENTO and TIP-ON (made to fit Blum 569R, 769R, 563, 569, 763, and 769 series Blum slides)

- **1/2" Thick Pre-Finished 9-ply Baltic Birch**
- **11 1/4"H Front / 5 1/4" H Back x 20 3/8"W x 21"D**
- **Fits 21" wide by 20" tall opening +1" with Lids.**
- This package does not contain bins or slides. (sold separately)
- Requires (2) 35 Quart Rev-A-Shelf RV35 waste bins



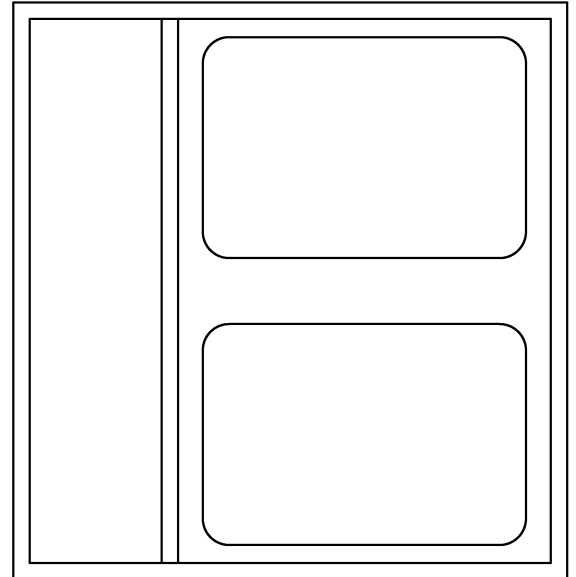
WESTERN DOVETAIL, INC. RECYCLE DRAWER

Does NOT include:

- Plastic bins
- Drawer Slides
- Locking Devices
- SERVO DRIVE

Ask your sales person to supply these items to complete the package according to your needs.

Made for TWO 50 Quart bins



Made to work with 

**TANDEM, MOVENTO
And TIP-ON MOVENTO**

RPDA50B-PP - 1/2" PF 9-Ply Birch

Made for Double Axial RV-50 bin, Scallop Sides, 1 Lateral divider for storage compartment. Notched and Drilled for Blum TANDEM, MOVENTO and TIP-ON (made to fit Blum 569R, 769R, 563, 569, 763, and 769 series Blum slides)

11 1/4" H Front / 5 1/4" H Back x 21 7/8" W x 21" D

- Fits **22 1/2" wide by 24" tall opening** +1" with Lids.
- This package does not contain bins or slides. (sold separately)
- Requires (2) 50 Quart Rev-A-Shelf RV-50 waste bins



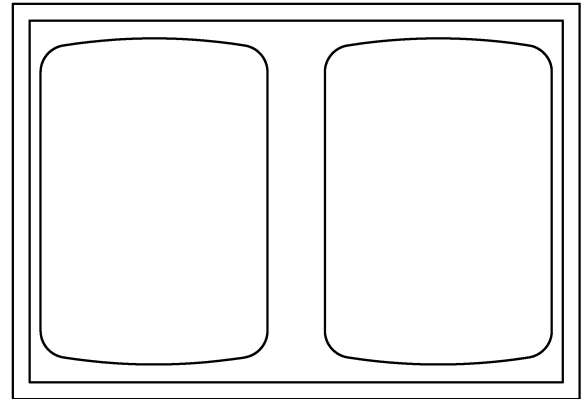
WESTERN DOVETAIL, INC. RECYCLE DRAWER

Does NOT include:

- Plastic bins
- Drawer Slides
- Locking Devices
- SERVO DRIVE

Ask your salesperson to supply these items to complete the package according to your needs.

Made for TWO 35 Quart bins



Made to work with 

**TANDEM, MOVENTO
And TIP-ON MOVENTO**

RPDL35B-PP - 1/2" PF 9-Ply Birch

Made for Double Lateral RV-35 bin, Scallop Sides. Notched and Drilled for Blum TANDEM, MOVENTO and TIP-ON (made to fit Blum 569R, 769R, 563, 569, 763, and 769 series Blum slides) Locking devices not included.

1/2" Thick Pre-Finished 9-ply Baltic Birch

- **11 1/4"H Front / 5 1/4" H Back x 14 3/8"W x 21"D**
- Fits **15" wide by 20" tall opening** +1" with Lids. (no lid on rear bin)
- This package does not contain bins or slides. (sold separately)
- Requires (2) 35 Quart Rev-A-Shelf RV-35 waste bins



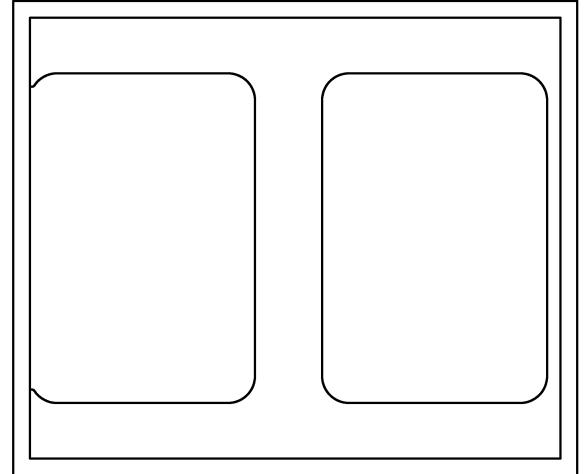
WESTERN DOVETAIL, INC. RECYCLE DRAWER

**Made for
TWO 50
Quart bins**

Does NOT include:

- Plastic bins
- Drawer Slides
- Locking Devices
- SERVO DRIVE

Ask your salesperson to supply these items to complete the package according to your needs.



Made to work with 

**TANDEM, MOVENTO
And TIP-ON MOVENTO**

RPDL50B-PP - 1/2" PF 9-Ply Birch

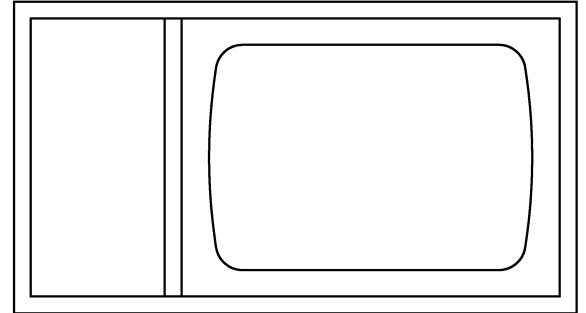
Made for Double Lateral RV-50 bin, Scallop Sides. Notched and Drilled for Blum TANDEM, MOVENTO and TIP-ON (made to fit Blum 569R, 769R, 563, 569, 763, and 769 series Blum slides) Locking devices not included.

- **1/2" Thick Pre-Finished 9-ply Baltic Birch**
- **11 1/4"H Front / 5 1/4" H Back x 17 3/8"W x 21"D**
- **Fits 18" wide by 24" tall opening +1" with Lids.**
- This package does not contain bins or slides. (sold separately)
- Requires (2) 50 Quart Rev-A-Shelf RV-50 waste bins



WESTERN DOVETAIL, INC. RECYCLE DRAWER

Made for Single 35 Quart bin



Does NOT include:

- Plastic bins
- Drawer Slides
- Locking Devices
- SERVO DRIVE

Ask your salesperson to supply these items to complete the package according to your needs.



Made to work with 

**TANDEM, MOVENTO
And TIP-ON MOVENTO**

RPSA35B-PP - 1/2" PF 9-Ply Birch

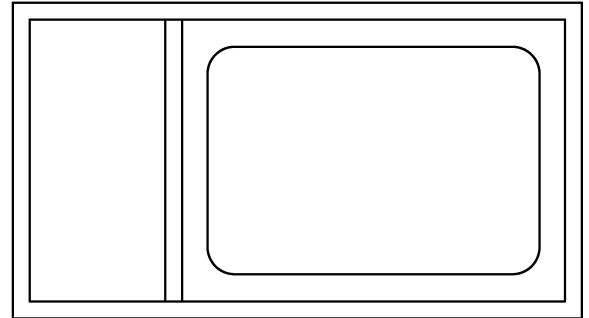
Made for Single Axial RV-35 bin, Scallop Sides, 1 Lateral divider for storage compartment. Notched and Drilled for Blum TANDEM, MOVENTO and TIP-ON (made to fit Blum 569R, 769R, 563, 569, 763, and 769 series Blum slides) Locking devices not included.

- **11 1/4" H Front / 5 1/4" H Back x 11 3/8" W x 21" D**
- Fits **12" wide by 20" tall opening +1"** with lids
- This package does not contain bins or slides. (sold separately)
- Requires (1) 35 Quart Rev-A-Shelf RV-35 waste bin



WESTERN DOVETAIL, INC. RECYCLE DRAWER

**Made for
Single 50
Quart bin**



Does NOT include:

- Plastic bins
- Drawer Slides
- Locking Devices
- SERVO DRIVE

Ask your salesperson to supply these items to complete the package according to your needs.



Made to work with 

**TANDEM, MOVENTO
And TIP-ON MOVENTO**

RPSA50B-PP - 1/2" PF 9-Ply Birch

Made for Single Axial RV-50 bin, Scallop Sides, 1 Lateral divider for storage compartment. Notched and Drilled for Blum TANDEM, MOVENTO and TIP-ON (made to fit Blum 569R, 769R, 563, 569, 763, and 769 series Blum slides) Locking devices not included.

- **11 1/4" H Front / 5 1/4" H Back x 11 3/8" W x 21" D**
- Fits **12" wide by 24" tall opening +1"** with lids
- This package does not contain bins or slides. (sold separately)
- Requires (1) 50 Quart Rev-A-Shelf RV-50 waste bin



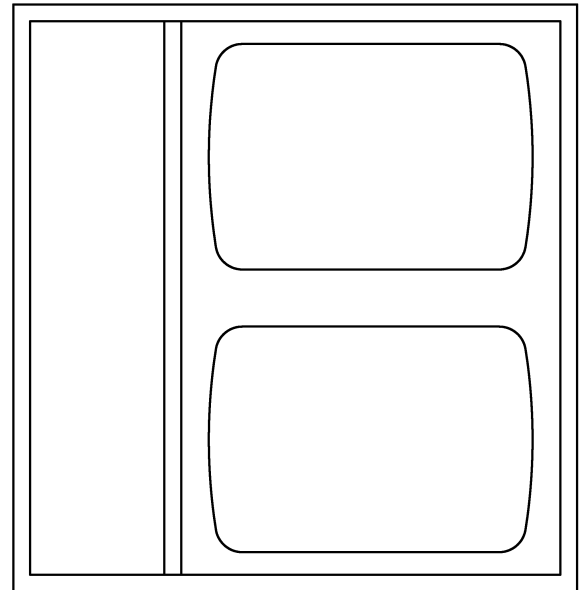
WESTERN DOVETAIL, INC. RECYCLE DRAWER

**Made for
TWO 35
Quart bins**

Does NOT include:

- Plastic bins
- Drawer Slides
- Locking Devices
- SERVO DRIVE

Ask your salesperson to supply these items to complete the package according to your needs.



Made to work with 

**TANDEM, MOVENTO
And TIP-ON MOVENTO**

RPDA35B-HM - 5/8" Hard Maple

Made for Double Axial RV-35 bin, Scallop Sides, 1 Lateral divider for storage compartment. Notched and Drilled for Blum TANDEM, MOVENTO and TIP-ON (made to fit Blum 569R, 769R, 563, 569, 763, and 769 series Blum slides) Locking devices not included.

- **14 1/4" H Front / 6 1/4" H Back x 20 5/8" W x 21" D**
- Fits **21" wide by 20" tall opening + 1"** with Lids.
- This package does not contain bins or slides. (sold separately)
- Requires (2) 35 Quart Rev-A-Shelf RV-35 waste bins



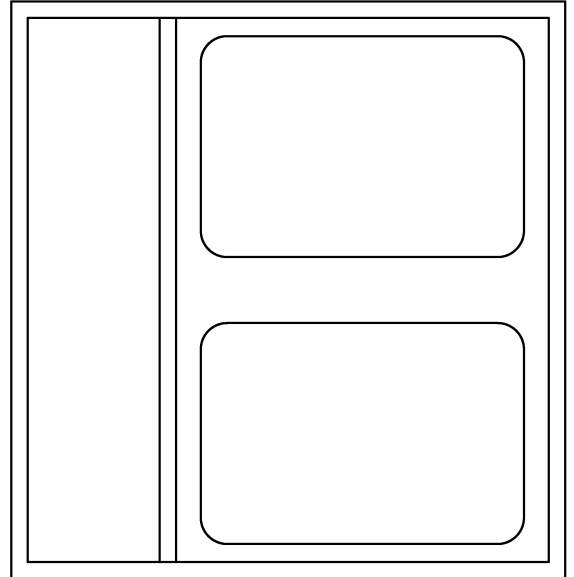
WESTERN DOVETAIL, INC. RECYCLE DRAWER

Does NOT include:

- Plastic bins
- Drawer Slides
- Locking Devices
- SERVO DRIVE

Ask your salesperson to supply these items to complete the package according to your needs.

**Made for
TWO 50
Quart bins**



Made to work with 

**TANDEM, MOVENTO
And TIP-ON MOVENTO**

RPDA50B-HM - 5/8" Hard Maple

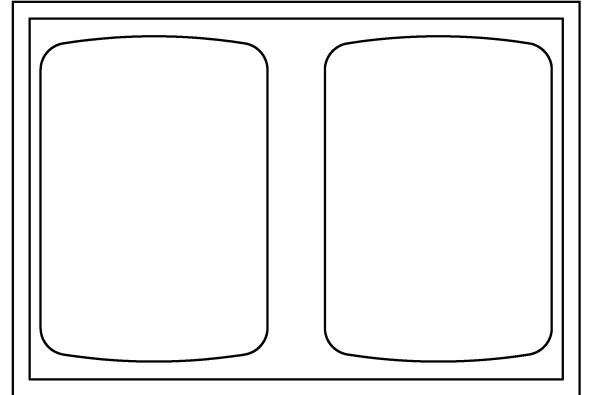
Made for Double Axial RV-50 bin, Scallop Sides, 1 Lateral divider for storage compartment. Notched and Drilled for Blum TANDEM, MOVENTO and TIP-ON (made to fit Blum 569R, 769R, 563, 569, 763, and 769 series Blum slides) Locking devices not included.

- **14 1/4" H Front / 6 1/4" H Back x 22 1/8" W x 21" D**
- **Fits 22 1/2" wide by 24" tall opening + 1" with lids**
- **This package does not contain bins or slides. (sold separately)**
- **Requires (2) 50 Quart Rev-A-Shelf RV-50 waste bins**



WESTERN DOVETAIL, INC. RECYCLE DRAWER

**Made for
TWO 35
Quart bins**



Does NOT include:

- Plastic bins
- Drawer Slides
- Locking Devices
- SERVO DRIVE

Ask your salesperson to supply these items to complete the package according to your needs.



Made to work with 

**TANDEM, MOVENTO
And TIP-ON MOVENTO**

RPDL35B-HM - 5/8" Hard Maple

Made for Double Lateral RV-35 bin, Scallop Sides. Notched and Drilled for Blum TANDEM, MOVENTO and TIP-ON (made to fit Blum 569R, 769R, 563, 569, 763, and 769 series Blum slides) Locking devices not included.

- **5/8" Thick Solid Hard White Maple**
- **14 1/4"H Front/6 1/4" H Back x 14 5/8"W x 21"D**
- **Fits 15" wide by 20" tall opening +1" with Lids.**
- This package does not contain bins or slides. (sold separately)
- Requires (2) 35 Quart Rev-A-Shelf RV 35 waste bins



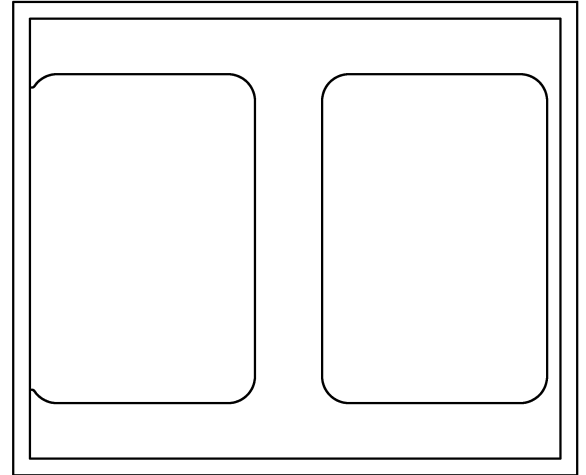
WESTERN DOVETAIL, INC. RECYCLE DRAWER

**Made for
TWO 50
Quart bins**

Does NOT include:

- Plastic bins
- Drawer Slides
- Locking Devices
- SERVO DRIVE

Ask your salesperson to supply these items to complete the package according to your needs.



Made to work with 

**TANDEM, MOVENTO
And TIP-ON MOVENTO**

RPDL50B-HM - 5/8" Hard Maple

Made for Double Lateral RV-50 bin, Scallop Sides. Notched and Drilled for Blum TANDEM, MOVENTO and TIP-ON (made to fit Blum 569R, 769R, 563, 569, 763, and 769 series Blum slides) Locking devices not included.

- **5/8" Thick Solid Hard White Maple**
- **14 1/4"H Front/6 1/4" H Back x 17 5/8"W x 21"D**
- **Fits 18" wide by 24" tall opening +1" with lids**
- This package does not contain bins or slides. (sold separately)
- Requires (2) 50 Quart Rev-A-Shelf RV-50 waste bins



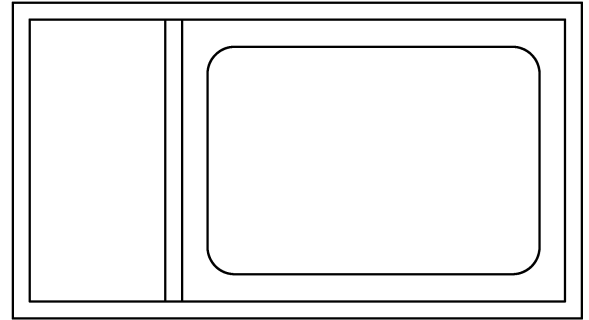
WESTERN DOVETAIL, INC. RECYCLE DRAWER

Does NOT include:

- Plastic bins
- Drawer Slides
- Locking Devices
- SERVO DRIVE

Ask your salesperson to supply these items to complete the package according to your needs.

Made for Single 50 Quart bin



Made to work with 

**TANDEM, MOVENTO
And TIP-ON MOVENTO**

RPSA50B-HM - 5/8" Hard Maple

Made for Single Axial RV-50 bin, Scallop Sides, 1 Lateral divider for storage compartment. Notched and Drilled for Blum TANDEM, MOVENTO and TIP-ON (made to fit Blum 569R, 769R, 563, 569, 763, and 769 series Blum slides) Locking devices not included.

- **14 1/4" H Front / 6 1/4" H Back x 11 5/8" W x 21" D**
- Fits **12" wide by 24" tall opening +1"** with lids
- This package does not contain bins or slides. (sold separately)
- Requires (1) 50 Quart Rev-A-Shelf RV-50 waste bin



WESTERN DOVETAIL, INC. RECYCLE DRAWER

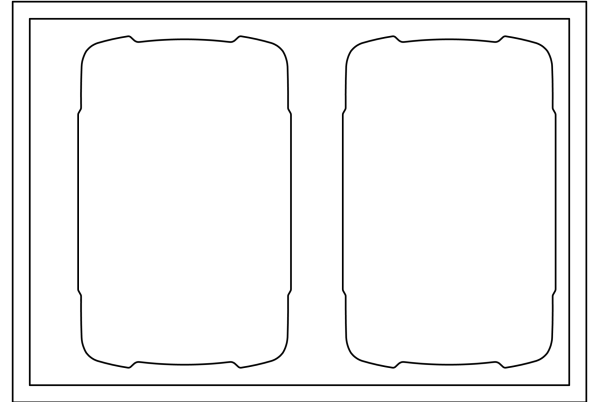
Does NOT include:

- Lids for bins
- Drawer Slides
- Locking Devices
- SERVO DRIVE

Ask your salesperson to supply these items to complete the package according to your needs.

**Made for
TWO 35
Quart bins.**

***Includes 2
White Bins!***



**New design! Lids can be used on both bins!
Clears the drawer!**



Made to work with



**TANDEM, MOVENTO
And TIP-ON MOVENTO**

RPDL35K-PP - 1/2" PF 9-Ply Birch

Made for Double Lateral compact 35 qt. bin, Scallop Sides Notched and Drilled for Blum TANDEM, MOVENTO and TIP-ON (made to fit Blum 569R, 769R, 563, 569, 763, and 769 series Blum slides) Locking devices not included.

- **11 1/4" H Front / 5 1/4" H Back x 14 3/8" W x 21" D**
- **Fits 15" wide by 20" tall opening +1" with lids**
- This package does not contain slides. (sold separately)
- Includes (2) compact 35 qt. white KV bins (lids sold separately)



WESTERN DOVETAIL, INC. RECYCLE DRAWER

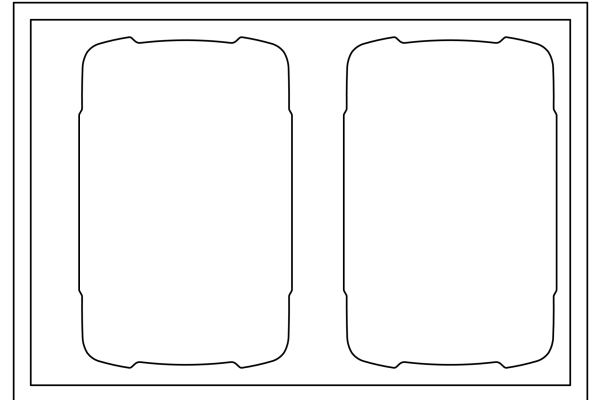
Does NOT include:

- Drawer Slides
- Locking Devices
- Lids for bins
- SERVO DRIVE

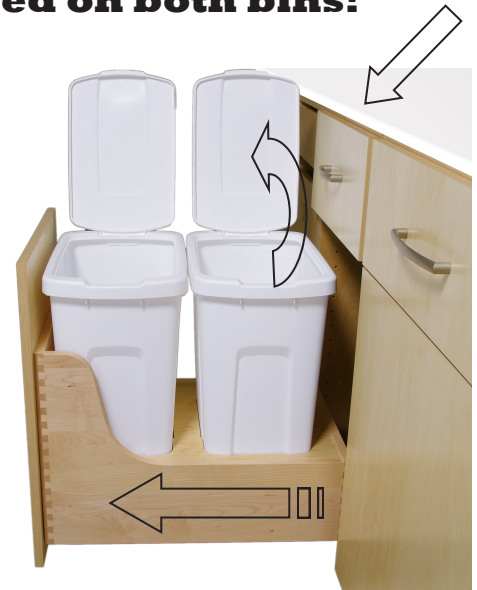
Ask your salesperson to supply these items to complete the package according to your needs.

**Made for
TWO 35
Quart bins.**

***Includes 2
White Bins!***



New design! Lids can be used on both bins!



Made to work with



**TANDEM, MOVENTO
And TIP-ON MOVENTO**

RPDL35K-HM - 5/8" Hard Maple

Made for Double Lateral compact 35qt bin, Scallop Sides. Notched and Drilled for Blum TANDEM, MOVENTO and TIP-ON (made to fit Blum 569R, 769R, 563, 569, 763, and 769 series Blum slides) Locking devices not included.

- **14 1/4" Tall Front / 6 1/4" Tall Back x 14 5/8"W x 21"D**
- **Fits 15" wide by 21" tall opening.**
- This package does not contain slides. (sold separately)
- Includes (2) compact 35 qt. white KV bins. (lids sold separately)

Western Dovetail Recycle Drawer Pre-Installation and Ordering Instructions

Thank you for purchasing the Western Dovetail Waste/Recycle Drawer. Before you attempt to install this drawer please read these instructions and make sure you have all the necessary equipment and accessories.

This product does not include slides, locking devices, or mounting brackets. You must purchase these items separately. By purchasing these items individually, you have the choice of several different hardware and bin configurations. Some products may include bins. Be sure you confirm whether your product includes bins and lids.

1 MEASURE YOUR OPENING AND CHOOSE YOUR RECYCLE DRAWER

Measure the **Height, Width and Depth** of the opening in which the drawer will be installed to determine which recycle drawer is best for your application.

HEIGHT - Verify the height of the opening

20" min opening height for any unit with **35qt. bin**

21" min opening height for any unit with **35qt. bin with lid**

24" min opening height for any unit with **50qt. bin**

25" min opening height for any unit with **50qt. bin with lid**

WIDTH - Verify the width of the opening

12" min opening width for **SA35** and **SA50** models

15" min opening width for **DL35** model

18" min opening width for **DL50** model

21" opening for width for **DA35** model

22 ½" opening width for **DA50** model

DEPTH - Verify the depth of the cabinet can accommodate a 21" Blum TANDEM slide.

21 3/4" min inside depth required for 21" Blum TANDEM

21 7/8" min inside depth required for TANDEM waste/recycle set

22 5/8" min inside depth required for 21" TANDEM with SERVO DRIVE



Note: 15" and 18" slide models are also available for custom orders

2 CHOOSE YOUR DRAWER SLIDES

If you are installing this item in the exact minimum opening size, you can use your choice of the following:

- Blum Tandem 563. or 563H
- Blum Tandem 569 Heavy Duty
- Blum Movento 763
- Blum Movento 769 Heavy Duty

If you are installing this item in a larger opening and cannot attach to the cabinet sides, only the following slides have holes provided to attach to the bottom of the cabinet:

- Blum Tandem 563H (standard model)
- Blum Movento 769R (current HD recycle drawer model with down mount screw holes)
- Blum Movento 769R Waste/Recycle set (with spreader bars for set 12", 15", and 18" opening widths)

Notes:

1. Single bin units can work with standard duty slides, but double bin units should use the heavy duty slides.
2. If the cabinet opening is larger than the minimum opening size, you should choose the Blum 569R or 569R Waste/Recycle Set. The 'R' series slides mount to the floor of the cabinet only and does not mount to the sides.
3. Also, the new 563 slides come with 4 holes on each slide so they can be attached to the cabinet floor as well as the sides.
4. In some cases you may wish to use a "Universal Mounting Bracket" to attach to the bottom of the cabinet.
5. You may also block out the opening to use standard slides.

Always refer to the specific installation guidelines from the hardware manufacturer for more detailed hardware installation instructions.

Western Dovetail Recycle Drawer Pre-Installation and Ordering Instructions

For the best performance, add a Blum SERVO DRIVE!

Or try the new Blum MOVENTO with Tip-On Push to open technology!

Ask for more information on the Blum SERVO DRIVE automatic opening system for electrically powered touch sensitive opening!

3

CHOOSE LOCKING DEVICES

Choose the locking devices that match your hardware selection and installation requirements.

These drawers come notched and drilled to receive any of the new Blum Tandem locking devices. The new version of the locking devices designed to work with the 563 and 569 series slides have optional built -in side-to-side adjustment. There are 2 holes predrilled for the locking devices so any of the new 563/569 locking devices can be used.

4

CHOOSE YOUR WASTE BINS

Choose the bins that match your drawer selection. Each model of the recycle pull-outs includes the bin size in the name. Example: The RPDL35HM is a Recycle Pull-out with Double Lateral 35qt bins and use the RV-35 bins made by Rev-A-Shelf®. These bins are available from Charles McMurray Co. Any model number with "50" in the SKU uses 50 quart RV-50 bins. If there is a "35" in the SKU uses 35 quart RV-35 bins from Rev-A-Shelf, and model with "35K" in the SKU uses the new 35qt KV bins.

5

GET STARTED

Inside the package you will find:

- (1) Wooden Waste/Recycle Pull-Out Drawer
 - (1) Removable Bin Retainer (plywood panel with cutout(s) for bin(s))
 - (1) Catalog/Instruction Sheet (this document)
- Some kits may include optional bins, lids, slides and SERVO DRIVE

Before you install your Waste/Recycle Drawer you will need to have selected items from each of the following groups NOT included in the standard package:

Slides:

- (1) Set of Blum Tandem slides (see step 2 for choices)

Screws for locking device installation

- (4) #6 x 1/2" pan head (to attach the locking devices)

Screws for slide installation

- (8) #6 x 5/8" flat head (for 563/569 slides)
- or- (8) #6 x 3/4" flat head (for 769R slides screwed to cabinet bottom)
- or- no screws required for 769R Waste/Recycle Set (includes screws to attach to bottom of cabinet)

Drawer front mounting screws

- (4) 1 1/8" truss head screws for 1/2" plywood drawers
- or- (4) 1 1/4" truss head screws for 5/8" solid maple drawers

Waste bin(s)

- (1 or 2) Rev-A-Shelf® RV-35 (35 Quart Bins)
- or- (1 or 2) Rev-A-Shelf RV-50 (50 Quart bins)
- (2) **new compact 35 qt. KV bins included with "DL35K" models**

SERVO DRIVE (optional electronic assist opening device)

Tools:

- Measuring tape
- Screwdriver/screw gun/driver tips
- Drill and drill bits (5/16" for adjustable drawer front attachment)
- Pin Nailer (optional)
- Double Stick Tape (optional)

Follow the installation guidelines of the specific Blum TANDEM model you have chosen for the project.

Attach this unit to your cabinet door the same way you would normally attach your wood drawers to the drawer face. No front attachment brackets are included with this unit. Drill the drawer front attachment holes in the sub-front in the same way you attach other drawers on your project. If you have questions or need assistance with installation of your waste bin unit, please call **1-800-800-3683**. Thank You